

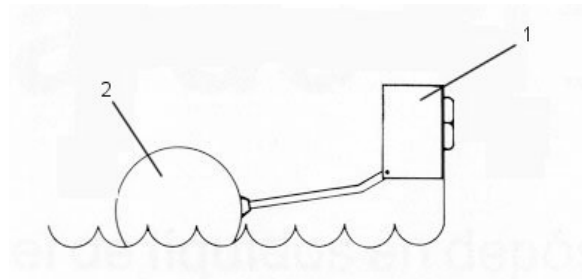
ARTICULO: 2852 / 2856 Válvula de Flotador. Floating Valve.

Características

1. Válvula de flotador.
2. Construcción en Acero Inoxidable AISI 316.
3. Conexión:
DN 10 ~ 65: Rosca ISO 228-1.
DN 80 ~ 100: Brida DIN 2576 PN 10/16.
4. Paso total.
5. Cierre de silicona.
6. Sistema de cierre instantáneo.
7. Totalmente silencioso.
8. Presión de trabajo máxima 10 bar.
9. Temperatura máx. de trabajo 150 °C.

Features

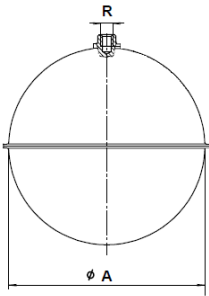
1. Floating Valve.
2. Made of Stainless Steel AISI 316.
3. Connection:
DN 10 ~ 65: Threaded ISO 228-1.
DN 80 ~ 100: Flange DIN 2576 PN 10/16.
4. Full Port.
5. Silicone sealing.
6. Instant locking system.
7. Totally silent.
8. Max. Working pressure 10 bar.
9. Max. Working temperature 150 °C.



Nº	Denominación / Name	Material	Acabado Superficial / Surface Treatment
1	Válvula / Valve Art. 2856	Acero Inox. 1.4408 (316) / S.S. 1.4408 (316)	Pulido / Polished
2	Boya / Buoy Art. 2852	Acero Inox. 1.4401 (316) / S.S. 1.4401 (316)	Pulido / Polished

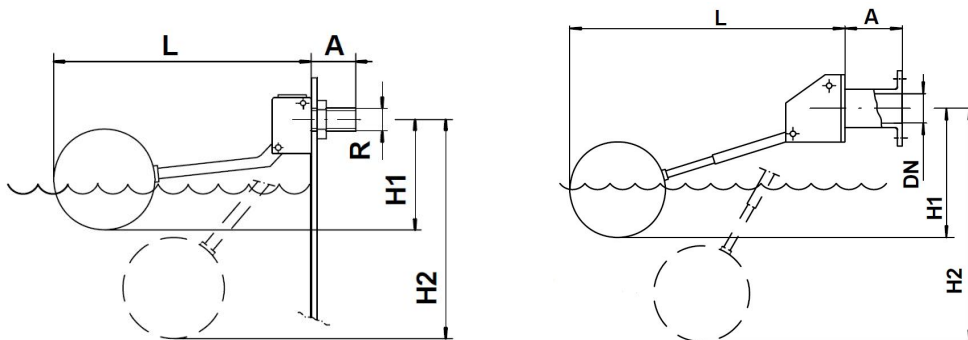
DIMENSIONES GENERALES / GENERAL DIMENSIONS

Art. 2852



Ref	PN	Dimensiones / Dimensions (mm)		Peso / Weight (Kg)
		Ø A	R	
2852 090	10	90	M6	0.12
2852 110	10	110	M6	0.15
2852 160	10	160	M8	0.45
2852 200	10	200	M12	0.85
2852 300	10	300	M12	2.78
2852 400	10	400	M12	4.51

Art. 2856



Ref. Válvula / Valve Reference	Ref. Boya / Buoy Reference	Medida / Size (R)	DN	PN	Dimensiones / Dimensions (mm)				Ø Boya / Ø Buoy	Peso / Weight (Kg)
					A	L	H1	H2		
2856 03	2852 090	3/8"	10	10	32	300	83	235	90	0.35
2856 04	2852 110	1/2"	15	10	35	410	127	375	110	0.45
2856 05	2852 160	3/4"	20	10	42	500	155	436	160	1.00
2856 06	2852 160	1"	25	10	45	580	174	521	160	1.05
2856 07	2852 160	1 1/4"	32	10	52	580	164	520	160	1.25
2856 08	2852 200	1 1/2"	40	10	60	620	253	651	200	3.45
2856 09	2852 200	2"	50	10	70	720	255	736	200	3.75
2856 10	2852 200	2 1/2"	65	10	80	720	277	737	200	4.40
2856 11	2852 300	3"	80	10	170	1447	310	1248	300	22.58
2856 12	2852 400	4"	100	10	170	1550	265	1337	400	25.13

H1= Válvula en posición cerrada / Close position valve.

H2= Válvula en posición abierta / Open position valve.

CAUDAL Litros x hora (l/h) // FLOW RATE liter x hour (l/h)

Ref	PRESION (BAR) / PRESSURE (BAR)						
	1	2	3	4	6	8	10
2856 03	1.132	1.669	1.904	2.169	2.656	2.825	3.082
2856 04	2.829	3.998	4.895	5.657	6.790	7.978	8.938
2856 05	4.838	6.842	8.370	9.677	11.805	13.993	15.289
2856 06	6.934	9.919	12.147	14.068	17.167	19.654	21.945
2856 07	7.440	10.643	13.034	15.095	18.420	21.089	23.547
2856 08	15.556	21.948	26.928	31.104	37.635	43.657	51.516
2856 09	23.685	33.863	40.977	47.372	57.791	67.532	75.500
2856 10	24.869	35.556	43.025	49.740	60.680	70.908	79.275
2856 11	55.868	79.013	96.783	111.756	136.873	158.047	173.703
2856 12	92.231	130.441	159.777	184.495	225.959	280.915	291.714